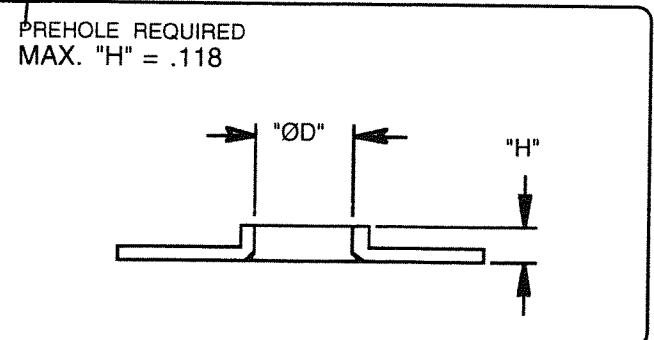
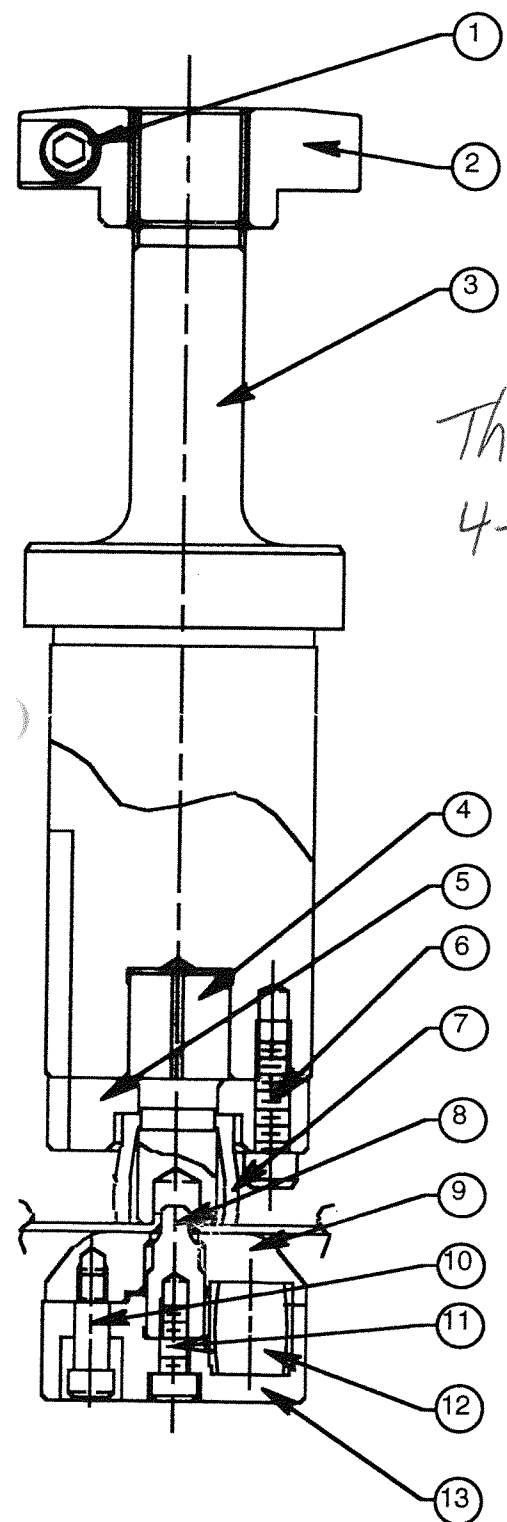


1 1/4" THICK ROUND CHIP TYPE EXTRUSION TOOL (STD.)

TOOL NUMBER	CUSTOMER NAME	DWG BY	DATE	MATERIAL INFO
PAEXT4010949	BEAVERTON PARTS MFG	STEVE	11/03/97	.048 CRS

T# 9778294-1 DUE DATE: 11/4



Thick Turret
4-40 Up Ø.099
18 GA

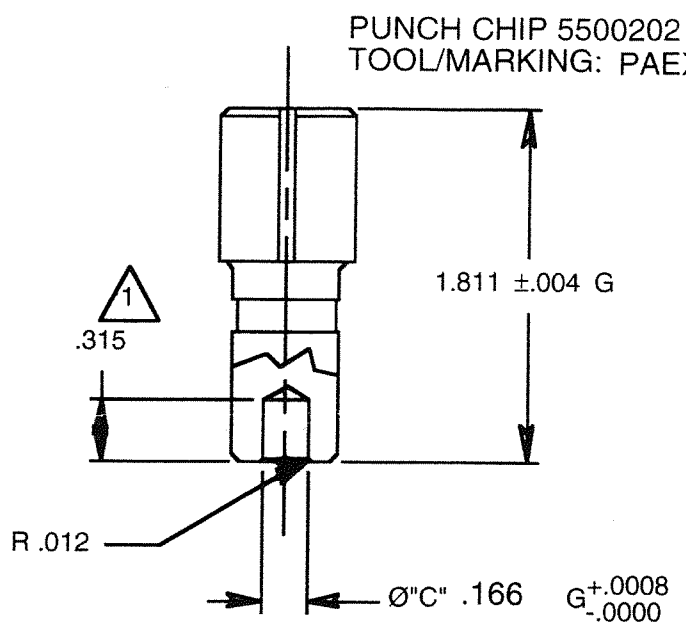
ØD .099

QTY.	PART DESC.	PART NO.
1	SET	PAEXT401S
0	PUNCH ASS'Y	PAEXT401P
0	DIE ASS'Y	PAEXT401D

PUNCH ASS'Y			
NO	PART NO.	QTY.	DESCRIPTION
1	00106020	0	M6x20mm S.H.C.S
2	5523502P	0	PUNCH HEAD
3	5500201	0	PUNCH BODY (HOLDER)
4	5500202	0	PUNCH CHIP
5	5500203	0	PUNCH PLATE
6	00106020	0	M6x20mm S.H.C.S
7	5500204	0	URETHANE SPRING

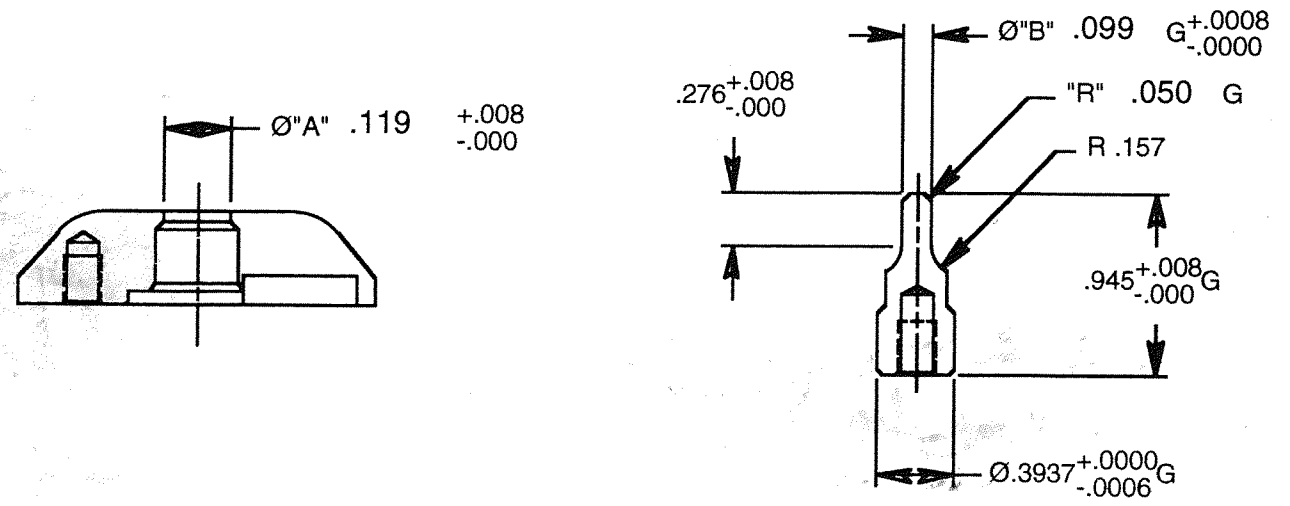
DIE ASS'Y			
NO	PART NO.	QTY.	DESCRIPTION
8	9000181	1	DIE CHIP
9	5500206	0	EJECTOR PLATE
10	01006012	0	SHOULDER BOLT 6x12 (STO)
11	00105012	0	M5x12mm S.H.C.S.
12	01212025	0	Ø12x25mm URETHANE SPRING
13	5500221	0	DIE BLOCK

NOTES:
1.) LENGTH OF Ø"C"



DIE CHIP 9000181
TOOL/MARKING: PAEXT401-0949

EJECTOR PLATE 5500206
TOOL/MARKING: PAEXT401-0949



REV		DESCRIPTION	APPROVED	DATE	DESCRIPTION : ROUND CHIP TYPE EXTRUSION TOOL (STD.)			
REVISIONS					DWG NO	STA SIZE	SCALE	SIZE B
ALL UNSPECIFIED TOLERANCES					PAEXT4010949	125	1/1	
					ET #	TOOL/MARKING#	PAEXT401-0949	
					DRAWN BY	DATE	MATERIAL	
					STEVE	11/03/97		
					CHECKED BY	DATE	Rc	REV

TOLERANCES			
INCH	LINEAR	ANGULAR	LENGTH OF SHORTER LEG
0-.63	<.63-2.48	<2.48-9.85	<9.85-39.37
±.008	±.012	±.020	±.032
0-.39	<.39-1.97	<1.97-4.72	<4.72-15.75
±1°	±.5°	±.33°	±.166°