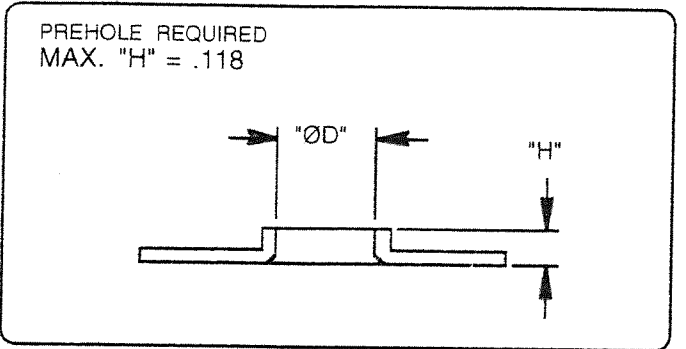
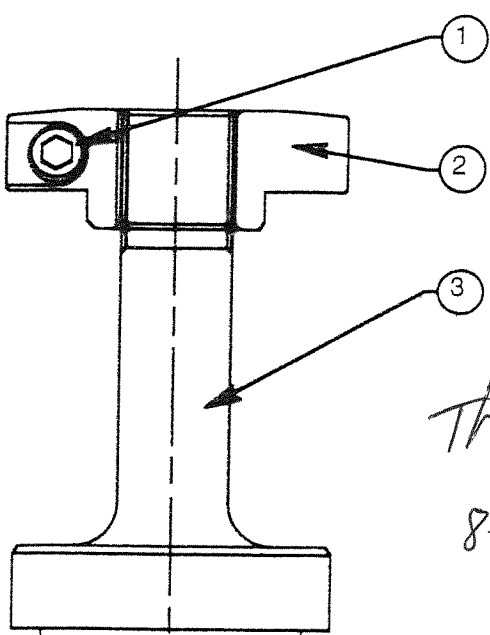


1 1/4" THICK ROUND CHIP TYPE EXTRUSION TOOL (STD.)

TOOL NUMBER	CUSTOMER NAME	DWG BY	DATE	MATERIAL INFO
PAEXT4010925	BEAVERTON PARTS MFG	STEVE	10/20/97	.048 CRS

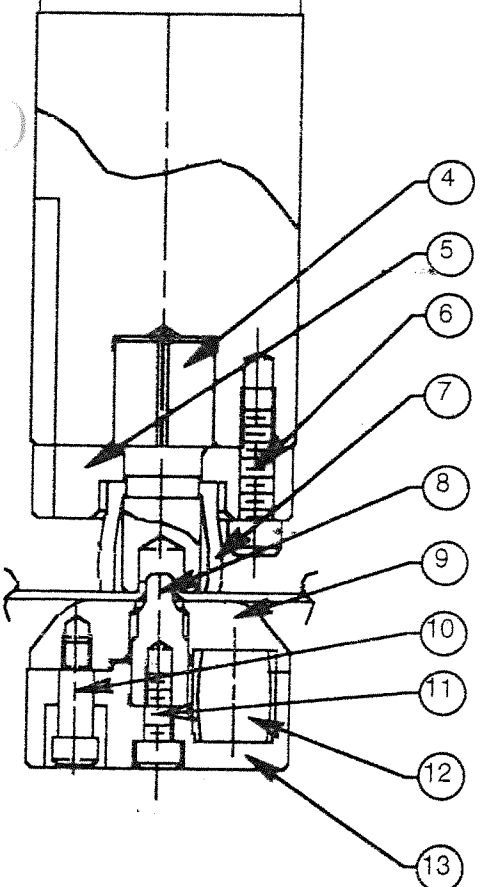
PT# 9773395-5 DUE DATE: 10/20



ØD .149

Thick Turret
8-32 Up ϕ .149
18 GA

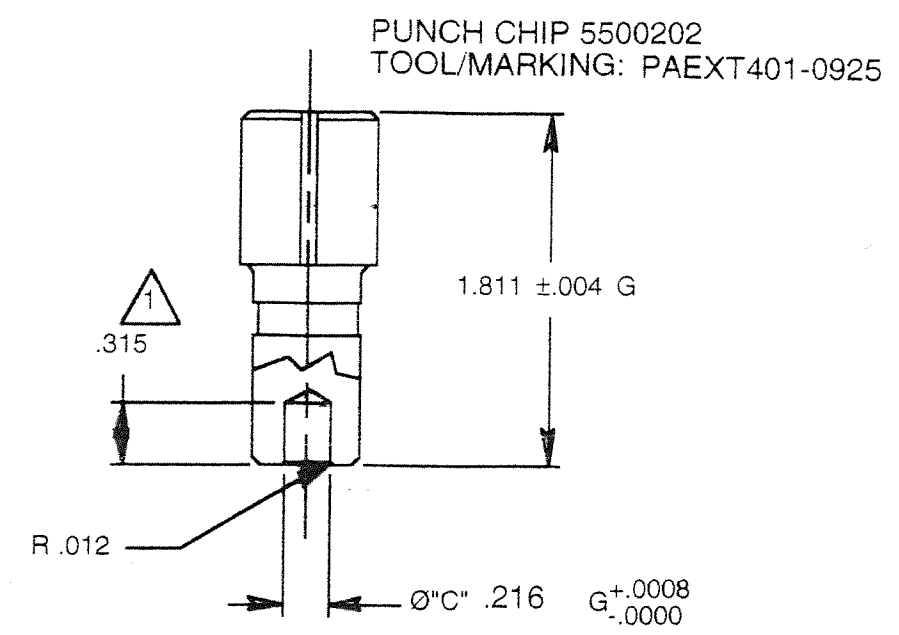
QTY.	PART DESC.	PART NO.
1	SET	PAEXT401S
0	PUNCH ASS'Y	PAEXT401P
0	DIE ASS'Y	PAEXT401D



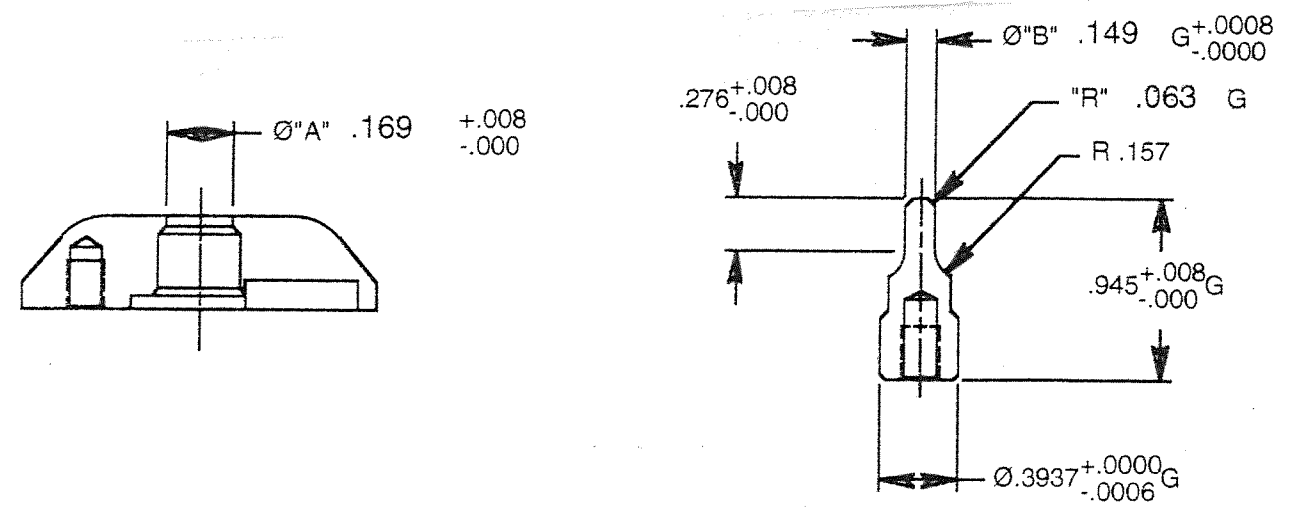
		ASSY QTY.	PUNCH ASS'Y	
NO	PART NO.	QTY.	DESCRIPTION	
1	00106020	1	0	M6x20mm S.H.C.S
2	5523502P	1	0	PUNCH HEAD
3	5500201	1	0	PUNCH BODY (HOLDER)
4	5500202	1	0	PUNCH CHIP
5	5500203	1	0	PUNCH PLATE
6	00106020	4	0	M6x20mm S.H.C.S
7	5500204	1	0	URETHANE SPRING

		DIE ASS'Y		
NO	PART NO.	QTY.	DESCRIPTION	
8	9000181	1	0	DIE CHIP
9	5500206	1	0	EJECTOR PLATE
10	01006012	3	0	SHOULDER BOLT 6x12 (STO)
11	00105012	1	0	M5x12mm S.H.C.S.
12	01212025	3	0	Ø12x25mm URETHANE SPRING
13	5500221	1	0	DIE BLOCK

NOTES:
1.) LENGTH OF Ø"C"



EJECTOR PLATE 5500206
TOOL/MARKING: PAEXT401-0925



REV		DESCRIPTION	APPROVED	DATE	CUSTOMER: BEAVERTON PARTS MFG			
REVISIONS					DESCRIPTION : ROUND CHIP TYPE EXTRUSION TOOL (STD.)		DWG NO PAEXT4010925	
ALL UNSPECIFIED TOLERANCES					STA SIZE 125	SCALE 1/1	SIZE B	
					TYPE AESI THICK		SHEET	
					ET #		TOOL/MARKING# PAEXT401-0925	
					DRAWN BY STEVE		DATE 10/20/97	
					CHECKED BY		MATERIAL	
					DATE		Rc	
							REV	

TOLERANCES			
INCH	LINEAR	ANGULAR	SHORTER LEG
0-.63	<.63-2.48	<2.48-9.85	<9.85-39.37
TOLERANCE	±.008	±.012	±.020
LENGTH OF			
SHORTER LEG	0-.39	<.39-1.97	<1.97-4.72
TOLERANCE	±1°	±.5°	±.33°